

zenith surfaces kaya surfaces



zenith surfaces kaya surfaces

The Surface of Choice in Homes Nationwide

Built with Uncompromising Strength.
Designed for Modern Living.





Thank you for choosing

Stone Ambassador.

Your Zenith and Kaya benchtop is built with uncompromising strength, designed for modern living. Use this care and maintenance guide to maintain its refined finish for years to come.

Stylish and Functional Design

Effortless care for everyday living.

Zenith and Kaya Surfaces are crafted to be effortless, requiring only minimal maintenance to keep them looking as flawless as the day they were installed.



For everyday cleaning, simply wipe your Zenith and Kaya Surface with warm soapy water and a (mild) detergent and a damp, clean cloth like the microfibre cloth contained within your care kit.

For a deeper clean, we recommend using our Stone Ambassador creme cleanser and microfibre cloth. When using our cream cleanser, apply a small amount on a clean and damp microfibre cloth and wipe your benchtop in broad passes. Try to avoid concentrated rubbing in one area to avoid any scuffs or marks.



For best results, follow the care instructions below:



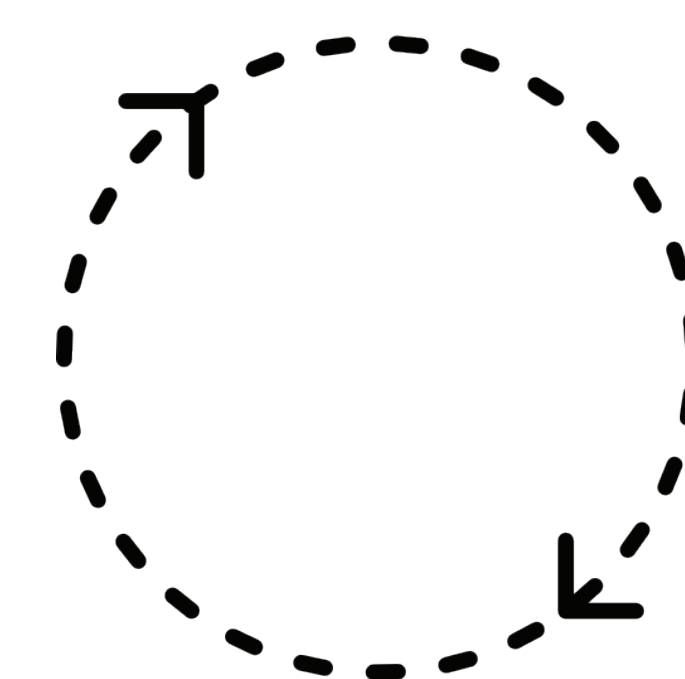

Clean & damp
Microfiber cloth





Wet the area
to be cleaned



Apply 20c size
drop of cleanser



Wipe in gentle
circular motions



Wipe away any
excess cleanser

alive
BODY

from surface to scent



stone
ambassador

Alternatively, care for your surfaces with the al.ive bench sprays foreffortless everyday maintenance. Scan the QR code below to shop the al.ive home range.





How to care for your Polished, Matte and textured finishes

Everyday polished, matte and textured benchtop cleaning requires no more than soapy water and a clean microfibre cloth.

To manage more stubborn marks or spills on polished benchtops, do the following:

Step 1: With the contents of your care and maintenance kit, wet and wash your microfibre cloth, ensuring it is clean and free of any debris.

Step 2: Place a small, twenty cent piece size drop of cream cleanser on your benchtop and wipe in small circular motions with your microfibre cloth and create a lather.

Step 3: Avoid heavy rubbing in the same area to prevent any etch or scuff marks appearing.

Step 4: Once the area is clean, wipe excess cleanser away with a wet and clean microfibre cloth or paper towel.

How to clean your Zenith and Kaya Surfaces matte or textured surfaces:

Step 1: Clean using a non-scratch scouring pad and your Stone Ambassador creme cleanser.

Step 2: Wipe in a circular motion, avoid excess pressure.

Step 3: Wipe dry with a clean microfibre cloth.

As Zenith and Kaya Surfaces are non-porous, they will keep their radiant and smooth look without the need for any sealing or polishing, unlike natural marbles.

Scan the QR code on the right to watch a step-by-step demo on how to clean your Zenith and Kaya Surfaces benchtop.



Scan here to watch the care and maintenance video

zenith surfaces kaya surfaces

 stone
ambassador

CREAM CLEAN
stone
ambassador

 **zenith
surfaces**
By Stone Ambassador

cle.an
5 care

Durable surface designs


High-heat, stain & scratch resistance

Zenith and Kaya surfaces are your ultimate benchtop companion, with a strong and durable design.

Although our surfaces are tough, they are not indestructible and should still be treated with care.

While having high heat resistance, sudden and rapid heat changes can damage your benchtop. A general rule of thumb: if it is too hot to touch, it is too hot for your new benchtop.


We recommend using a chopping board or heat trivet to place hot pots, frypans or oven trays on your benchtop and never directly onto the surface.



Scratch
Resistant



Heat
Resistant



Stain
Resistant



Recycled
Materials

Do you have questions about the enduring performance of your Zenith and Kaya benchtop?

Scan the QR code to read frequently asked questions at our Stone Ambassador website.



Scan QR code
for FAQ



Take a minute to register your warranty.

We go further—so your surface endures beautifully and remains durable.

Scan the QR code to secure your 25-year warranty for Zenith Surfaces and 10-year warranty for Kaya Surfaces.

Our promise of enduring beauty and reliability.

Register for Complete Peace of Mind

Scan the QR code on the right to register your warranty and enjoy the reassurance of our enduring commitment to quality — ensuring your surface remains beautiful, reliable, and built to last for years to come.



Scan QR code to
register your warranty



