



PAIRINGS GUIDE

Your ultimate guide to Bench-top
+ Splash-back Pairings



www.stoneambassador.com.au



Essence Splash-back & Marrakesh Bench-top

RANGE AND COLOURS

M- MATTE


Slab Dimension 3200mm x 1600mm

12mm splashback designs in a matte finish created to compliment any design space imaginable.



KARABELA

M




HAZE

M



HAZE IVORY

M



ETEREO

M



RAKU

M



CEPPO DI GRE

M

M - MATTE

Slab Dimension 3200mm x 1600mm



CASCATA

S




SAVOY IVORY

M



SAVOY GREY

M




BULGARI GREY

M



TUNDRA

M



ESSENCE

M



VALENTINA GOLD

M

COLOUR SCHEMES

WHITES




BEIGES/ BROWNS



GREYS



BLACKS



WHITES

Vasari Porcelain Surfaces range of elegant, timeless and beautifully crafted porcelain can transform any interior from simple to substantial. The design possibilities are endless, whether you desire a more raw, earthy design or a clean subtle interior.

With a combination of thick and subtle veins crossing a pure white background Vasari's collection of whites exudes elegance and decorates any space with a touch of freshness, class and beauty.



ESSENCE

M



VENATO

S



BIANCO CARRARA

S



OMBRE

S


ESSENCE

S- SOFT **T-** TEXTURED

M- MATTE **N-** NATURAL




M



PEARL WHITE

P




WHITE BURST

P




BETON

M



KIREC

M



VALOUR

T




Pictured: Essence Splash-Back & Marakesh Bench-top

STATUARIO

S- SOFT T- TEXTURED
M- MATTE N- NATURAL




S



PEARL WHITE **P**



WHITE BURST **P**



BETON **M**




KIREC **M**




VALOUR **T**

BIANCO CARRARA

S- SOFT T- TEXTURED
M- MATTE N- NATURAL




S




PEARL WHITE

P




WHITE BURST

P




BETON

M




KIREC

M



VALOUR

T




WHITE TRUFFLE

M



FIRTINA

T



ENCHANTED WHITE


T

OMBRE

S- SOFT T- TEXTURED
M- MATTE N- NATURAL




S




PEARL WHITE

P




WHITE BURST

P




BETON

M




KIREC

M



VALOUR

T



WHITE TRUFFLE

M

BEIGES/ BROWNS

With subtle hints of gold, brown and beige this Vasari colour scheme captures a warm, earthy and classy interior, bringing a new meaning to bold veining.

These beautiful warm tones compliment a range of desired designs, whether you are wanting to add a statement piece to your design or to completely engulf your space with a sense of luxury, Vasari Porcelain Surfaces can accommodate any clients design desires.



MOROCCA

S



TAJ MAHAL

S




Pictured: Morocco Splash-back & Pearl White Bench-top

MOROCCA

S- SOFT T- TEXTURED
M- MATTE N- NATURAL



M



PEARL WHITE

P




WHITE BURST

P



BETON

M




KIREC

M




VALOUR

T



WHITE TRUFFLE

M



SUGAR RUSH

P


TAJ MAHAL

S - SOFT T - TEXTURED

M - MATTE N - NATURAL




S




PEARL WHITE

P




WHITE BURST

P




BETON

M




KIREC

M




VALOUR

T



WHITE TRUFFLE

M



SUGAR RUSH

P




Pictured: Taj Mahal Splash-back & White Truffle Bench-top

TRAVERTINO

S- SOFT T- TEXTURED
M- MATTE N- NATURAL



S




PEARL WHITE

P




WHITE BURST

P




PERLA VENATA

P




KIREC

M




BETON

M



CRYSTAL

P



SUGAR RUSH

P



Pictured: Travertino Splash-back & Perla Venata Bench-top

GREYS

Vasari's collection of timeless, subtle and statement greys goes unmatched against any other, the collection transmits power, sobriety and elegance.

Vasari provides a range of greyish tones that is perfect for providing a neutral element within any architectural design.

The darker grey tones within the collection create a subtle, contemporary undertone to any design



TEMPEST GREY

N




CEPPO DI GRE

M



SAVOY GREY

M



HAZE


M

TEMPEST GREY

S- SOFT T- TEXTURED
M- MATTE N- NATURAL



N



PEARL WHITE **P**




WHITE BURST **P**




KIREC **M**



FIRTINA **T**



WHITE TRUFFLE **P**




BETON **M**

CEPPO DI GRE

S- SOFT T- TEXTURED
M- MATTE N- NATURAL



M




PEARL WHITE

P




WHITE BURST

P




KIREC

M



FIRTINA

T




WHITE TRUFFLE

P



BETON

M



VALOUR


T

SAVOY GREY

S- SOFT T- TEXTURED
M- MATTE N- NATURAL



M



DAPPLE WHITE

P




SPARKLING WHITE

P



SUGAR RUSH

P




CRYSTAL

P




FIRTINA

T




SAVANNAH

P



WHITE BURST

P



TERAZIO

P




Pictured: Savoy Grey Splash-back & Firtina Bench-top

HAZE

M - MATTE
T - TEXTURED




M




DAPPLE WHITE

P



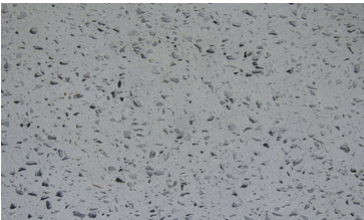
SPARKLING WHITE

P




SUGAR RUSH

P



MOTTLE GREY

P



PLATINUM BLACK

P



SAVANNAH

P




CRYSTAL

P



WHITE BURST

P



TERAZIO

P


BLACK

M - MATTE

T - TEXTURED

Adaptable to any style or trend, our black porcelain range is timeless and compliments any monochromatic décor, portraying a sense of elegance and sophistication.

This stark and innovative design evokes a bold response to every space it encompasses.



HALFETI BLACK

N




KARABELA


M

HALFETI BLACK

M - MATTE
T - TEXTURED




M




KIREC

M



PEARL WHITE

P



VALOUR

T



Pictured: Halfeti Black Splash-back & Valour Bench-top

KARABELA

M - MATTE
T - TEXTURED




M



WHISPER WHITE

P




OTTOMAN GREY

P




ELYSIAN WHITE

P



ZAYAN

P



BLUETTA

P



FOR MORE INFORMATION, OR TO SEE THESE DESIGNS
IN PERSON, SIMPLY CLICK THE LINK BELOW

[CLICK HERE](#)